

PROCEDURE FOR APPLYING TAMILNADU ENGINEERING ADMISSIONS 2019

Tamil Nadu Engineering Admissions 2019 (TNEA-2019) is completely online - Registration, Payments, Choice filling, Allotment and confirmation. Candidates have to register their applications online, submitting all the required details and fee, have the certificates verified through TNEA Facilitation Centre (TFC), give their preferred choices online during the specified period, get their allotment confirmed and get the allotment order online. Candidates are required to read the instructions given here completely so that they will find it easy to complete all the requirements and successful completion of their counseling and admissions.

The entire Counseling procedure consists of various steps as given below:

1. Filing of application
2. Random Number Generation (by TNEA Authority)
3. Certificates Verification at Designated TNEA Facilitation Centre.
4. Rank Publication (by TNEA Authority)
5. Payment of Initial Deposit
6. Exercising the choices of institutions and Branches
7. Publication of Tentative Allotment on a notified date (by TNEA Authority)
8. Confirmation of allotment option by the candidates
9. Final allotment of institution and branch (by TNEA Authority)
10. Finally reporting to the allotted Institutions at specified date.

The candidates have to watch for various steps and dates and carefully act to have the complete satisfaction. The first step is filing of an application. This note explains how to file your application on the first part.

The information required to fill in, in the process of Registration, is given in the “Data Sheet” available in the TNEA website. If you download this fill in completely first and then start entering in the system, it would be easy and quick. You can do it at home easily. For those who require TFC facilities for Registration, this Data sheet will also be made available at TFC. You have to necessarily fill in that first and then only enter the data in the system.

Filing of Application

Now let us start with filing of application. In order to make things simple and systematic the filing of an application is carried out in easy steps. Follow the steps carefully. You can visit TNEA website by entering **www.tneaonline.in**.



TAMIL NADU ENGINEERING ADMISSIONS 2019

Quick Links

[Instructions in Tamil](#)

[Instructions in English](#)

[Registration Data Sheet](#)

Step 1 : User Registration

Step 2 : Login

Step 3 : Fill I–Personal Information

Step 4 : Fill II–Special Reservation Information

Step 5 : Fill III–Payment Details

Step 6 : Fill IV–Scholarship Information

Step 7 : Fill V–School of Study Information

Login

Login Id / Email Id

Password

[Sign In](#)

[Forgot Password ?](#)

[Click here for New Registration](#)

Now click on “Click here to New User Registration for TNEA 2019”.

The screenshot shows a web browser window displaying the registration form for Tamil Nadu Engineering Admissions 2019. The form is titled "Registration" and contains the following fields:

- Name (As in 10th Mark Sheet): Muthuram R
- HSC/Equivalent Register Number: 1054286
- Mobile: 9894599094
- Qualified Year: 2019
- Email: muthuramrr@gmail.com
- Login Id: muthuramrr
- Date Of Birth (DD-MM-YYYY): 15-05-2002
- Password: [Redacted]
- Confirm Password: [Redacted]
- Whether +1 Passed: Yes No
- Qualifying Examination: [Redacted]

At the bottom of the form, there are "Submit" and "Cancel" buttons. The background of the browser window shows the "TAMIL NADU ENGINEERING ADMISSIONS 2019" header and a "Step 8 : Fill VI-Academic Information" button.

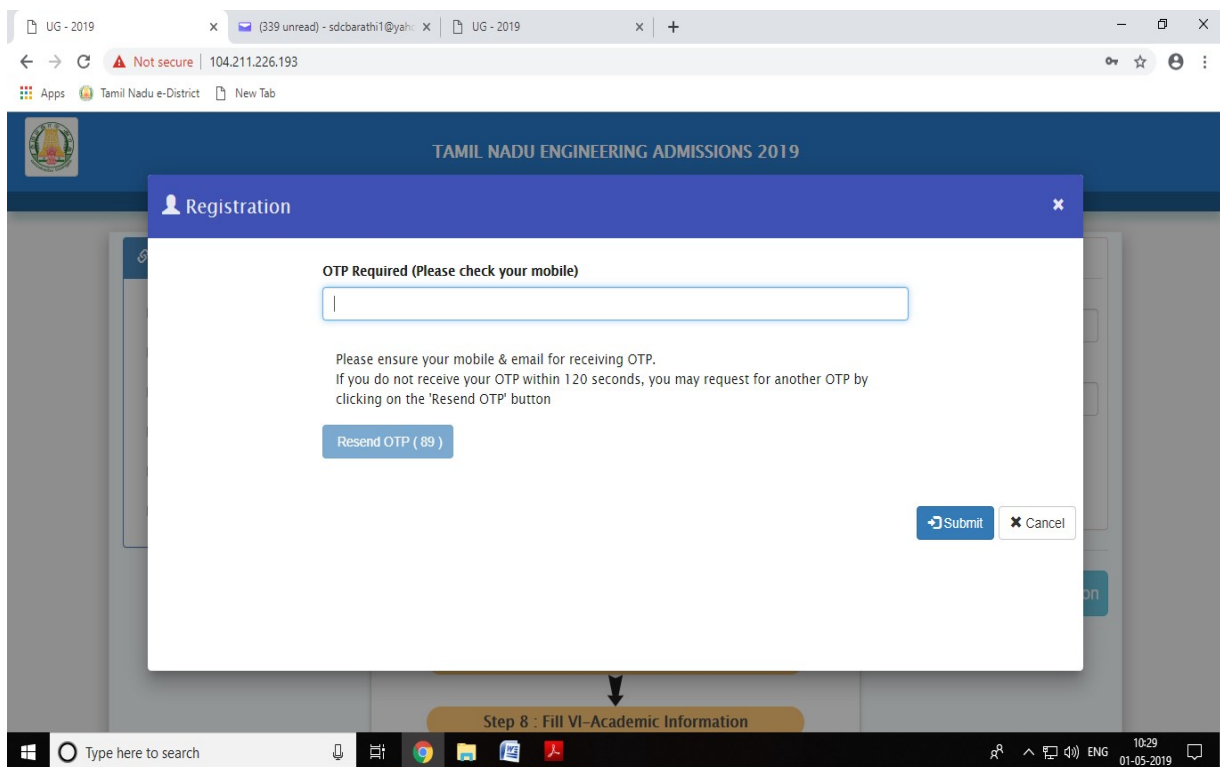
1. Registration - The Registration consists of information to be provided under following heads: Name, Mobile Number, e-mail ID, Qualifying Examination, HSC Register Number, Login Id, Password (self created), Confirm Password, Date of birth and Qualified Year.

Fill all the details appropriately.

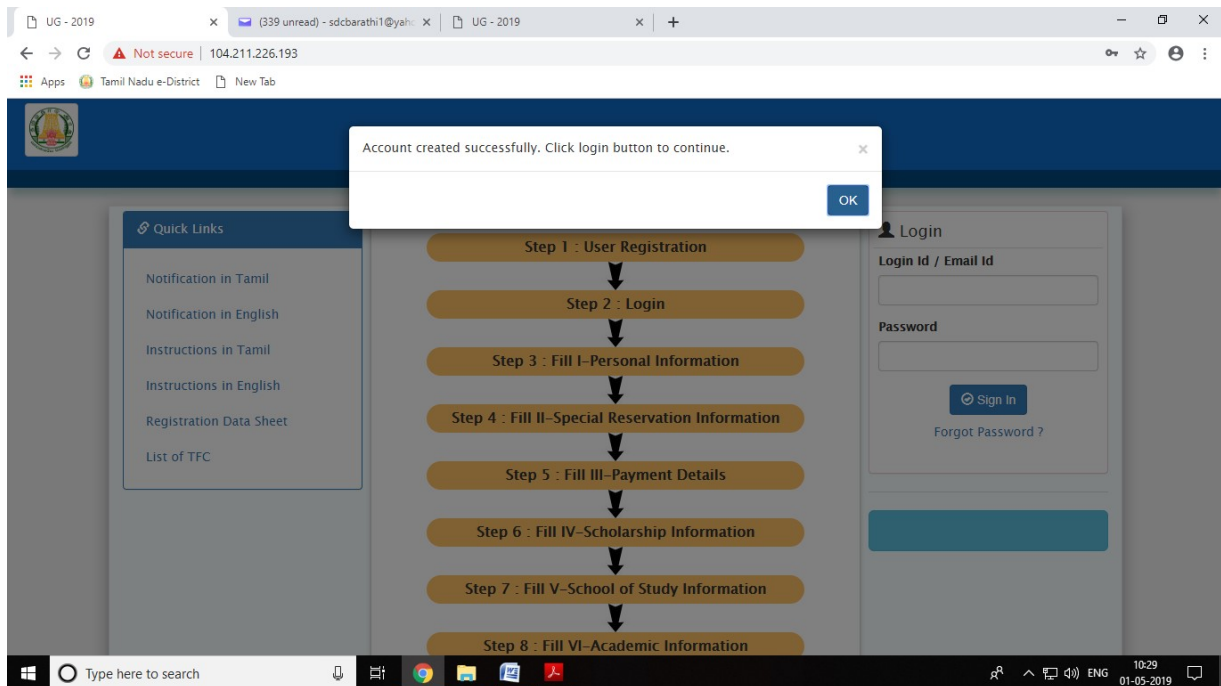
While entering the details keep the following things in mind:

- I. The name should be entered as in your 10th / +2 mark sheet.
- II. Candidate has to enter his/her e-mail address for "User Id". If the candidate does not have an e-mail address, then an e-mail address has to be created and enter the same for user id. In case, if you do not have an e-mail-Id and if you are not in a position to create one immediately, you may use your parents email. This e-mail address shall be treated as candidate's login user id and registered e-mail address to which all communications are sent.
- III. The mobile number entered here will be treated as your registered mobile number.

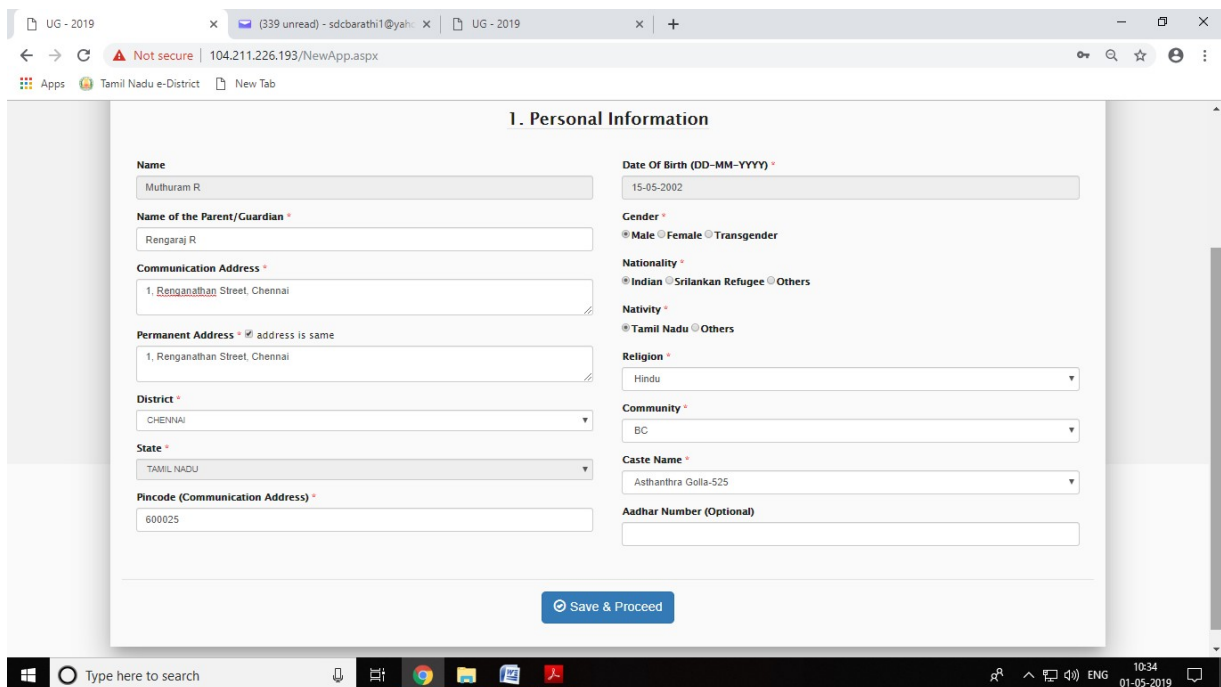
- IV. The password should contain minimum 8 characters in which atleast one capital, one numerical and one special character.
- V. Details entered here cannot be modified later, hence enter the details correctly before confirming. You have to remember your User Id (e-mail address) and Password, because you have to use these many times during the process of Application Registration, Payment, Choice entry and allotment. (Better, you record it confidentially and safely somewhere) Once you complete the above details, click on “SUBMIT”. Now you will get the following Screen.



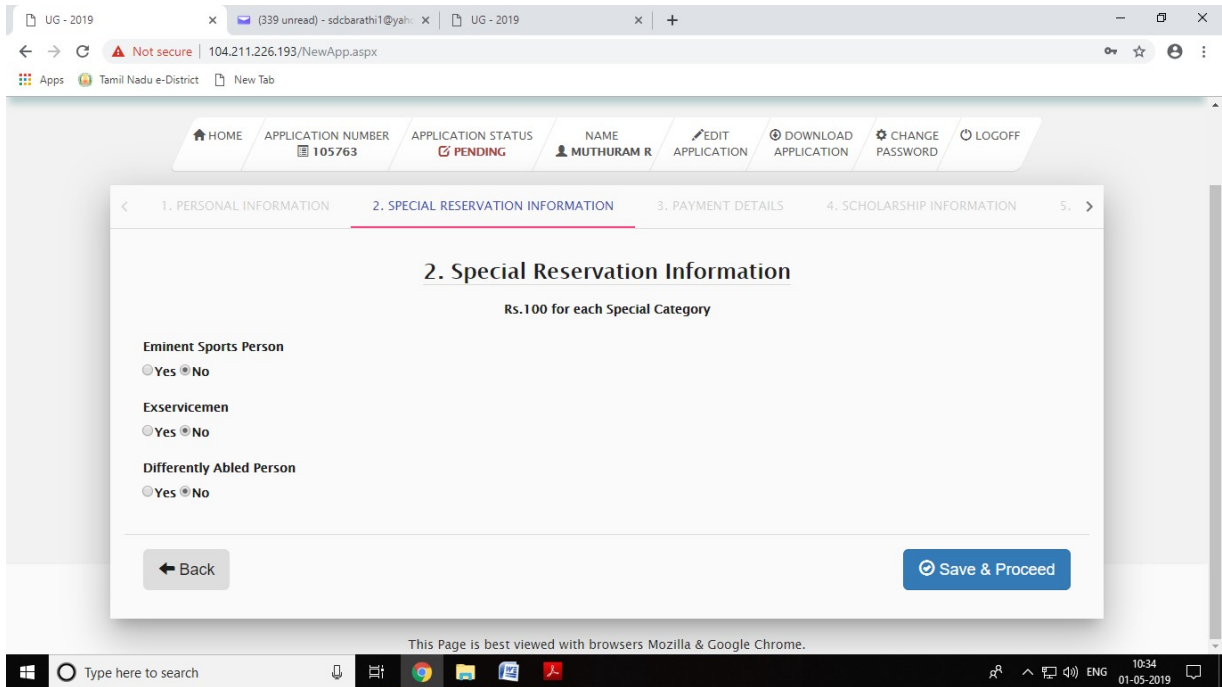
You will get the OTP in your mobile as well as in your email. Enter the “OTP” at the space provided in the above screen and press the “Submit” button. You may check the “Spam e-mail” if not available in your inbox.



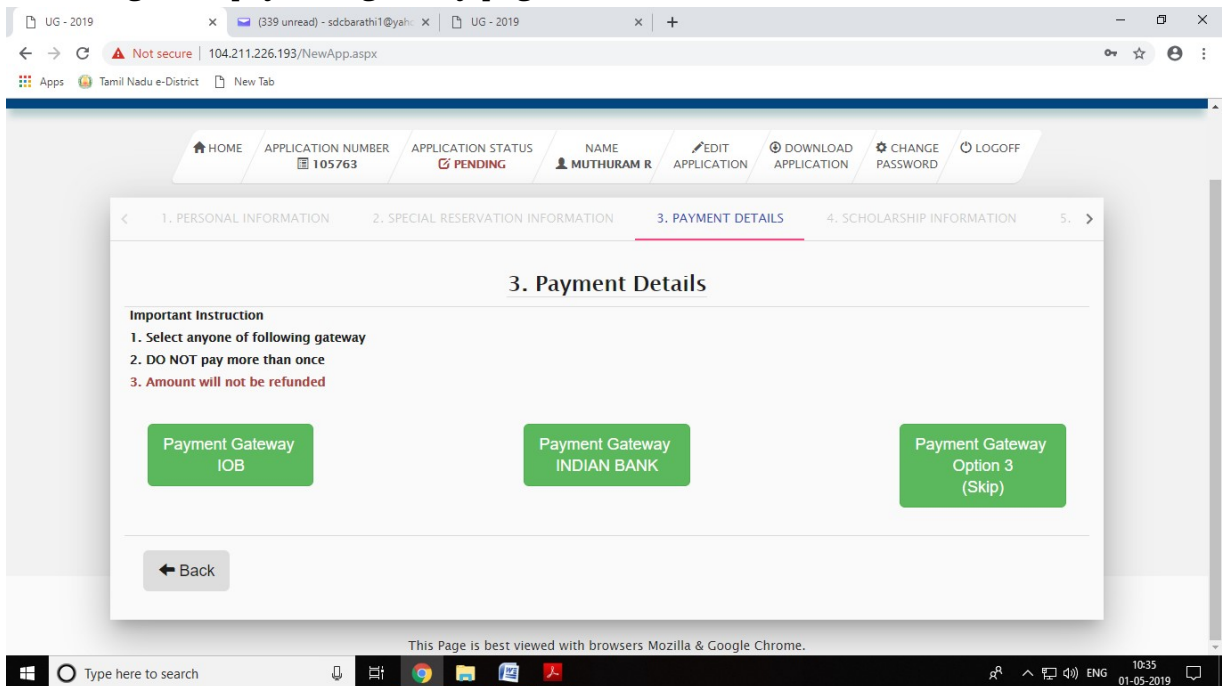
Now logon to TNEA web page by entering login ID /email ID with password. You will get the new screen for registration as shown below. Enter all required details correctly and press the “Save & Proceed” button.



Then Special Reservation Details should be filled and press “Save & Proceed”.



You will get the payment gateway page as shown below:



Follow the usual procedure for online payment transaction to pay the required registration fee. After successful payment you will get a receipt.

Payment through Demand Draft (DD) is possible only at the TFC.

Eligible candidate can enter the required Scholarship information, for tuition fee concession, fee waiver etc. Such details are required here in this section. After completely entered the required details press “**Save & Proceed**” button.

4. Scholarship Information

Annual Income
Rs. 1,00,001 - 2,50,000

First Graduate Tuition Fee Concession
 Yes No

AICTE Tuition Fee Waiver (TFW) Scheme
 Yes No

Availed First Graduate Tuition Fee Concession
 Yes No

Post Matric Scholarship (SC/ST/SCA/Converted Christians)
 Yes No

[← Back](#) [Save & Proceed](#)

Here the complete details about the school studied information from VIII to XII standard are need to be entered. After completely entered the required details press “**Save & Proceed**” button.

5. School of Study Information

Studied VIII, IX, X, XI & XII Std. in Tamil Nadu Yes No

Class	Year of Passing	Name of the School <small><input checked="" type="checkbox"/> Apply VIII std. school name to all</small>	District	State
VIII Std.	2015	NNS Hr Sec School	CHENNAI	TAMIL NADU
IX Std.	2016	NNS Hr Sec School	CHENNAI	TAMIL NADU
X Std.	2017	NNS Hr Sec School	CHENNAI	TAMIL NADU
XI Std.	2018	NNS Hr Sec School	CHENNAI	TAMIL NADU
XII Std.	2019	NNS Hr Sec School	CHENNAI	TAMIL NADU

[← Back](#) [Save & Proceed](#)

Again, depending on your academic qualification given in your previous screen, the screen will open with details to enter marks for HSC (Academic or Vocational) or its equivalent subjects. Let us assume, you had earlier entered your qualification as HSC – Academic, then screen will open as follows:

The screenshot shows a web browser window with the URL `104.211.226.193/NewApp.aspx`. The page title is "6. Academic Information". The form includes the following sections:

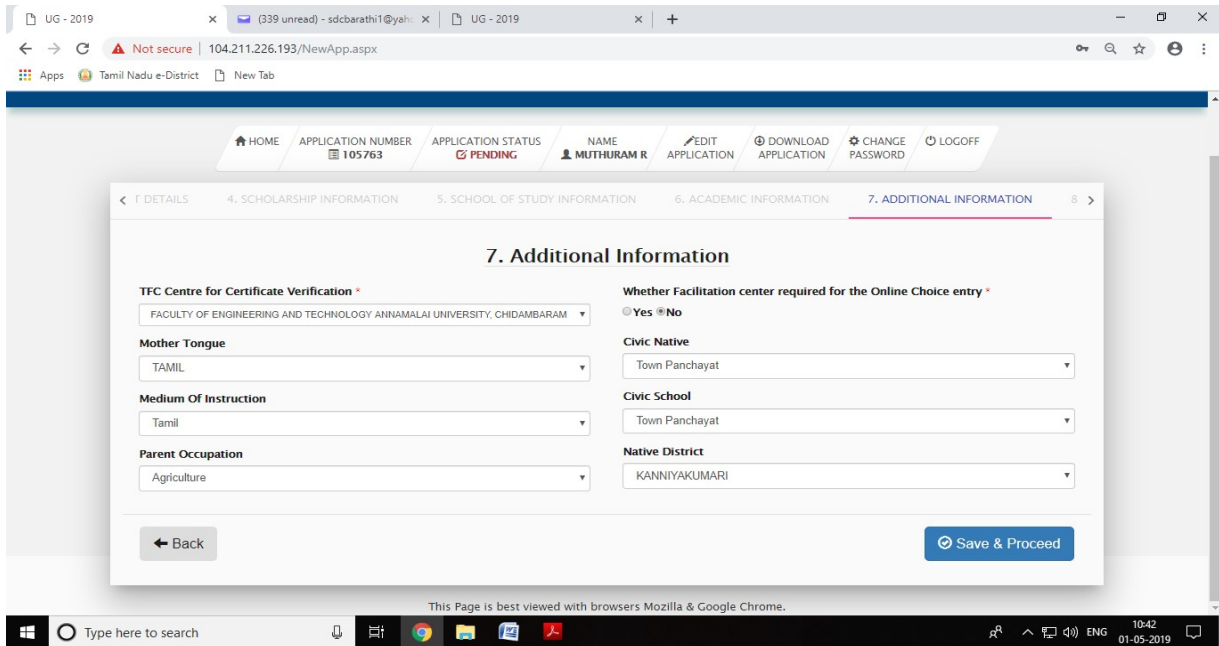
- Qualifying Examination:** A dropdown menu set to "HSC".
- Name of the Board of Examination:** A dropdown menu set to "Tamilnadu-Tamilnadu Board of Higher Secondary Education".
- HSC Group:** Radio buttons for "HSC Academic" (selected) and "HSC Vocational".
- HSC/Equivalent Register Number:** A text input field containing "1054286".
- Qualified Year:** A dropdown menu set to "2019".
- Group Code:** A text input field containing "1502".

Below these fields is a table titled "Marks obtained in HSC (Academic / Equivalent) Examination":

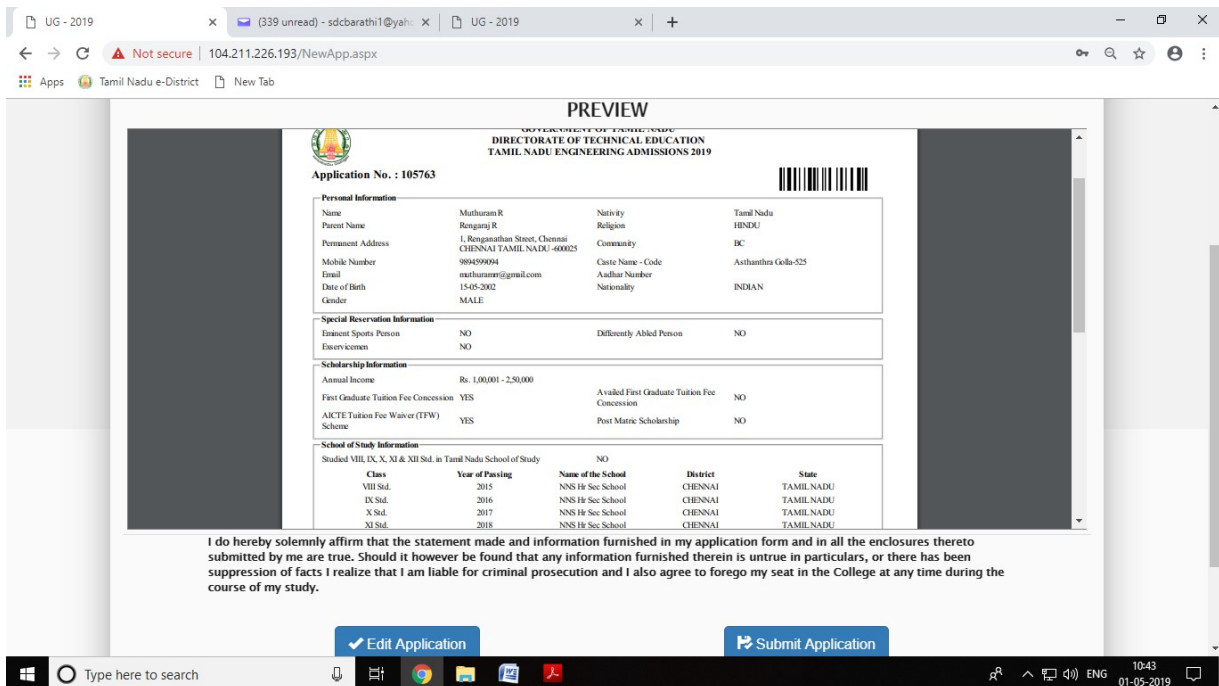
Subject (General)	Register Number	Month	Year	Maximum Mark	Obtained Mark
Physics	1054286	Mar	2019	100	98
Chemistry	1054286	Mar	2019	100	99
Mathematics	1054286	Mar	2019	100	98
Optional	1054286	Mar	2019	100	99

At the bottom of the form, there are two buttons: "Back" and "Save & Proceed".

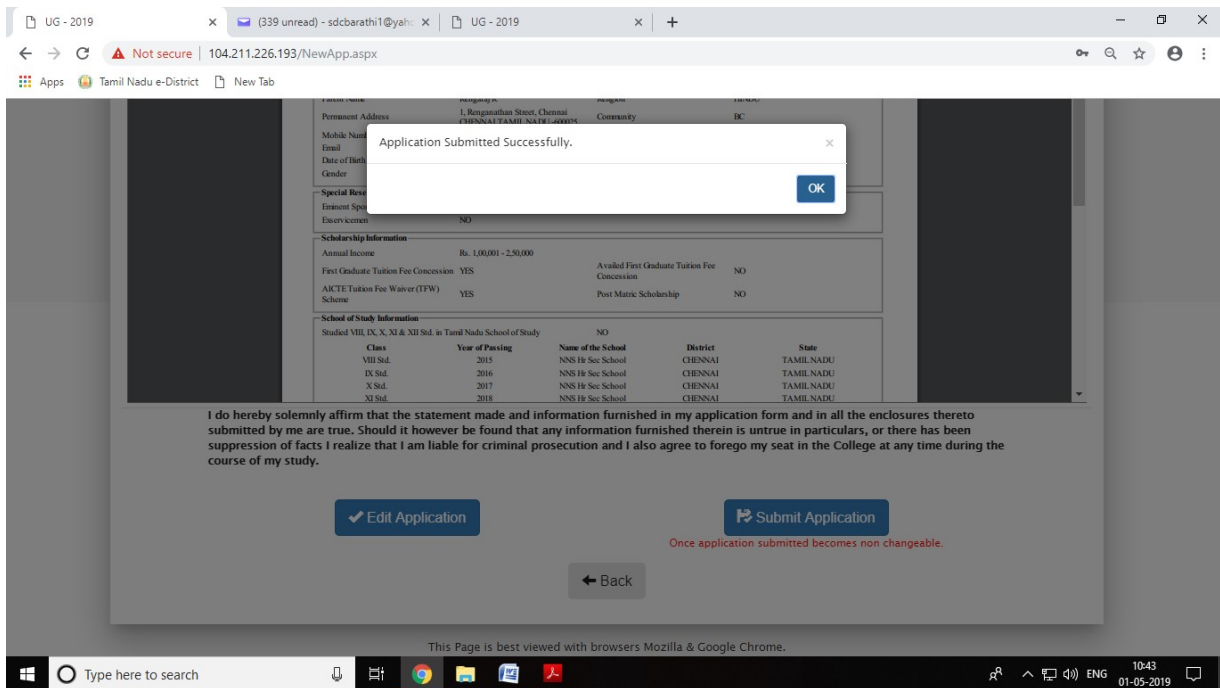
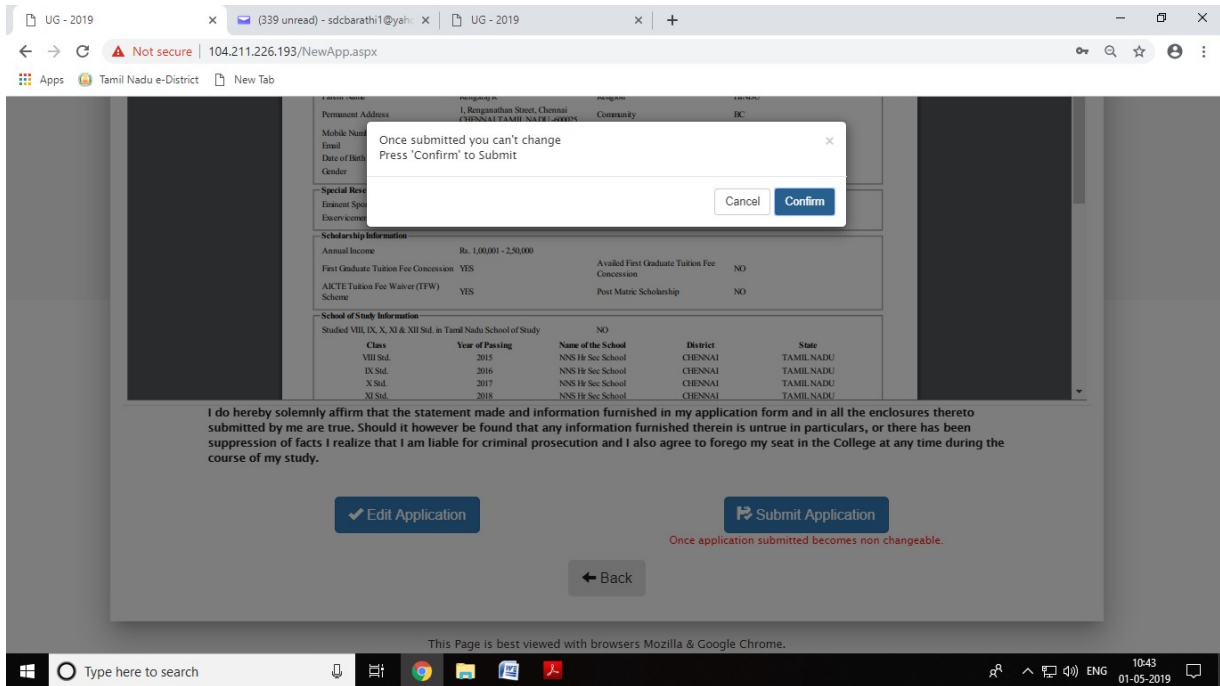
Additional information like nativity, medium of instruction are required to be entered here. After completely entered the required details press “Save & Proceed” button.



Now press the “save temporarily” button to save information temporarily and candidate can modify if any changes required by pressing “edit application”.



Submit the completely filled application by pressing “Submit Application” button. After submitting the application, your redirected to the below screen



On clicking “Download Application” on the Screen, you will get a copy of your application as shown below. Printed out of application has to be produced at the TNEA Facilitation Centre (TFC) for verification along with the original Certificates needed as mentioned in the print out of the application, copies of certificates and your Passport size photo affixed on the application. You will also get the formats of

Certificates of Special Reservations, whatever you have indicated. The Application print out will be as shown below

105763.pdf - Adobe Acrobat Reader DC


Home Tools 105763.pdf x Sign In

1 / 3


Share

Export PDF
Create PDF
Edit PDF
Comment
Combine Files
Organize Pages
Redact
Protect
Optimize PDF
Fill & Sign
Adobe Sign

Convert and edit PDFs with Acrobat Pro DC
Start Free Trial


GOVERNMENT OF TAMIL NADU
DIRECTORATE OF TECHNICAL EDUCATION
TAMIL NADU ENGINEERING ADMISSIONS 2019

Application No. : 105763



Personal Information

Name	Muthum R	Nativity	Tamil Nadu
Parent Name	Rangan R	Religion	HINDU
Permanent Address	1, Ranganathan Street, Chennai CHENNAI TAMIL NADU - 600025		
Mobile Number	984959904	Cast Name - Code	Ashantha Galla-525
Email	muthumr@gmail.com	Aadhar Number	
Date of Birth	15-05-2002	Nationality	INDIAN
Gender	MALE		

Special Reservation Information

Existent Sports Person	NO	Differently Abled Person	NO
Ex-serviceman	NO		

Scholarship Information

Annual Income	Rs. 1,00,000 - 2,50,000	Availed First Graduate Tuition Fee Concession	NO
First Graduate Tuition Fee Concession	YES	Availed Post Matric Scholarship	NO
AKTE Tuition Fee Waiver (TFW) Scheme	YES		

School of Study Information

Studied VII, IX, X, XI & XII Std. in Tamil Nadu School of Study	NO			
Class	Year of Passing	Name of the School	District	State
VII Std.	2015	NNS Hs Sec. School	CHENNAI	TAMIL NADU
IX Std.	2016	NNS Hs Sec. School	CHENNAI	TAMIL NADU
X Std.	2017	NNS Hs Sec. School	CHENNAI	TAMIL NADU
XI Std.	2018	NNS Hs Sec. School	CHENNAI	TAMIL NADU
XII Std.	2019	NNS Hs Sec. School	CHENNAI	TAMIL NADU

Academic Information

Qualifying Examination: HSC
 Name of the Board of Examination: Tamil Nadu-Tamil Nadu Board of Higher Secondary Education
 HSC Equivalent Register Number & Year: 1054286 - 2019
 HSC Group & Group Code: HSC Academic - 15U

Marks Obtained in HSC (Academic/Equivalent) Examination

Subject	Register Number	Month	Year	Maximum Mark	Obtained Mark
Physics	1054286	Mar	2019	100	98
Chemistry	1054286	Mar	2019	100	99
Mathematics	1054286	Mar	2019	100	98
Optional	1054286	Mar	2019	100	99

Other Information

Mobile Number: 984959904

105763.pdf - Adobe Acrobat Reader DC


Home Tools 105763.pdf x Sign In

2 / 3


Share

Export PDF
Create PDF
Edit PDF
Comment
Combine Files
Organize Pages
Redact
Protect
Optimize PDF
Fill & Sign
Adobe Sign

Convert and edit PDFs with Acrobat Pro DC
Start Free Trial


TAMIL NADU ENGINEERING ADMISSIONS 2019
Application for Admission to B.E./B.Tech Degree Course

Application No. : 105763



The Following Original Certificates have to be produced at TFC, at the time of Certificate Verification. Venue, Date and Time will be intimated through SMS to the registered mobile and Email id.

1. Transfer Certificate
2. 10th Mark Sheet
3. 12th Mark Sheet
4. HSC Hall Ticket
5. Permanent Community Certificate Card (Permanent card / electronic form / digitally signed e-Certificate)
6. Income Certificate of the Parent
7. Nativity Certificate if applicable
8. Special Reservation Form For Sports and relevant certificates
9. Special Reservation Form For Ex-serviceman and relevant certificates
10. Special Reservation Form For Blindness & Low Vision and relevant certificates

Printout of the application, Signed declaration and photocopies of all the above mentioned certificates need to be submitted at TFC, at the time of Certificate Verification.