

**MAILAM ENGINEERING COLLEGE**  
**BALANCE SHEET AS AT 31.03.2023**

Particulars	Schedule	ENGINEERING As at 31.03.2023
<b>SOURCES OF FUNDS</b>		
Corpus & Trust Funds	1	29,97,54,412
		29,97,54,412
<b>Loan Funds :</b>		
Secured Loans	2	5,42,57,411
Unsecured Loans	3	49,44,866
		5,92,02,277
<b>Total</b>		<b>35,89,56,689</b>
<b>APPLICATION OF FUNDS</b>		
<b>Fixed Assets:</b>		
Net Block	4	27,87,40,078
<b>Current Assets, Loans and Advances:</b>		
Sundry Debtors	5	4,13,09,569
Cash and Bank Balances	6	1,59,48,644
Other Current Assets	7	21,16,567
Loans and Advances	8	6,39,92,689
		12,33,67,469
<b>Less: Current Liabilities and Provisions:</b>	9	
Liabilities & Provisions		4,31,50,858
Net Current Assets		8,02,16,611
<b>Total</b>		<b>35,89,56,689</b>

The Schedules referred to above form an integral part of the Accounts.

As per our report of even date

for **Vaithianathan & Co.,**  
Firm Registration No. 011805S  
Chartered Accountants

*CA V. Meenakshi Sundar*

**CA V. Meenakshi Sundar**  
Partner  
M.No. 212774



**Mailam Subramaniya Swamy Educational Trust**

*M. Dhanasekaran*  
**M. Dhanasekaran**  
Chairman &  
Managing Director

Place: Pondicherry  
Date : 25.10.2023

**MAILAM ENGINEERING COLLEGE**  
**INCOME & EXPENDITURE STATEMENT FOR THE YEAR ENDED 31.03.2023**

Particulars	Schedule	ENGINEERING Y.E. 31.03.2023
<b>INCOME</b>		
Direct Income	10	10,95,57,500
Indirect Income	11	2,29,38,735
		13,24,96,235
<b>EXPENDITURE</b>		
Staff Cost	12	8,78,24,935
Operating and Other Expenses	13	4,16,41,791
Depreciation		3,03,17,934
Interest & Financial Charges	14	23,33,651
		16,21,18,311
Excess of Income over Expenditure		(2,96,22,076)
Surplus Transferred to Trust Fund		(2,96,22,076)

The Schedules referred to above form an integral part of the Accounts.

As per our report of even date

**for Vaithianathan & Co.,**  
Firm Registration No. 011805S  
Chartered Accountants

*CA V. Meenakshi Sundar*

**CA V. Meenakshi Sundar**  
Partner  
M.No. 212774




**Mailam Subramaniya Swamy Educational Trust**


*M. Dhanasekaran*  
**M.Dhanasekaran**  
Chairman &  
Managing Director

Place: Pondicherry  
Date : 25.10.2023


MAILAM ENGINEERING COLLEGE SCHEDULES TO ACCOUNTS	
Particulars	ENGINEERING As at 31.03.2023
<b>1. CAPITAL</b>	
Corpus Fund	58,45,601
Trust Fund :	
- Opening Balance	32,35,30,887
- Add : Current Year Surplus	(2,96,22,076)
- Closing Balance	29,39,08,811
Total	<b>29,97,54,412</b>
<b>2. SECURED LOANS</b>	
OD from Kotak Mahindra Bank	1,82,89,248
Term Loan from Kotak Bank	3,55,51,300
Vehicle Loan - From Axis Bank	4,16,863
	<b>5,42,57,411</b>
<b>3. UNSECURED LOAN</b>	
Unsecured Loans	-
Unsecured Loans - SMVET	49,44,866
	<b>49,44,866</b>
<b>4. NET FIXED ASSETS</b>	
- At Cost less Accumulated Depreciation [ Including Capital Work in progress]	27,87,40,078
	<b>27,87,40,078</b>
<b>5. SUNDRY DEBTORS</b> [Unsecured - considered good]	
Fee Receivable	4,13,09,569
	<b>4,13,09,569</b>
<b>6. CASH AND BANK BALANCES</b>	
Cash on Hand	42,52,885
Bank Balances- FD Accounts Accounts	-
Balances with Banks	1,16,95,759
	<b>1,59,48,644</b>



Particulars	ENGINEERING As at 31.03.2023
<b>7. OTHER CURRENT ASSETS</b>	
Income Tax - Refund Due	2,46,967
Deposits	18,69,600
Interest Accrued on Fixed Deposits	-
	<b>21,16,567</b>
<b>8. LOANS AND ADVANCES</b>	
Staff Advance	59,74,897
Mailam Subramaniya Swamy Foundation	2,45,00,000
Advance Others	3,35,17,792
	<b>6,39,92,689</b>
<b>9. CURRENT LIABILITIES AND PROVISIONS</b>	
Caution Deposit	1,52,17,955
Sundry Creditors	1,69,75,757
Rent Advance	2,00,000
Provision for Expenses	56,82,541
TDS Payable	13,53,197
Branch Accounts	37,21,408
	<b>4,31,50,858</b>



Particulars	ENGINEERING Y.E. 31.03.2023
<b>10. DIRECT INCOME</b>	
Tution Fee	10,95,57,500
	<b>10,95,57,500</b>
<b>11. INDIRECT INCOME</b>	
Interest Income	1,11,355
Interest on IT Refund	10,774
Receipts for Books, Records, etc.,	92,91,512
Transport Facility (Net)	-
Hostel / Mess Proceeds (net)	(7,85,811)
Rent Receipts	27,68,000
Other Income	1,15,42,905
Liability No Longer Required	-
	<b>2,29,38,735</b>





Particulars	ENGINEERING y. E. 31.03.2023
<b>12. STAFF COST</b>	
Salaries and Wages	8,45,24,207
Contribution to Provident Fund	25,87,256
Staff Welfare	7,13,472
	<b>8,78,24,935</b>
<b>13. OPERATING AND OTHER EXPENSES</b>	
Advertisement	13,25,724
Books and Periodicals	81,700
Electricity Charges	44,83,667
Expenditure on Functions / Celebrations	7,45,958
Freight Charges	51,140
Fuel Expenses	24,48,205
General Expenses	8,89,932
Honarorium	52,750
Insurance	3,69,083
Internet Charges	6,43,212
Lab Expenses	2,73,312
Legal and Professional Charges	12,32,727
Postage and Courier	1,09,238
Printing & Stationery	24,90,688
Rates and Taxes	76,016
Rent	2,62,668
Repairs and Maintenance	62,78,887
Research and Development Expenses	17,12,985
Seminars & Confrence Expenses	68,750
Sponsorship Expenses	2,36,000
Scholarship Concession	1,40,94,550
Security Charges	25,02,222
Transport Facility (Net)	(38,33,801)
Telephone Charges	3,90,459
Travelling and Conveyance	4,67,686
University Fees & Charges	29,54,816
Vehicle Expenses	12,33,217
	<b>4,16,41,791</b>
<b>14. Interest &amp; Financial Charges</b>	
Bank Charges	1,64,873
Interest & Financial Charges	21,68,778
	<b>23,33,651</b>



**MAILAM ENGINEERING COLLEGE**

**SCHEDULE TO ACCOUNTS**

**4 - A . FIXED ASSETS**

Sl.No	Name of Assets	Opening	Additions		Transfer	Gross	Depreciation	Net Assets
		01-Apr-22	Before	After				
			30-Sep-22	30-Sep-22		Assets	31-Mar-23	Cl .Balance
								31-Mar-23
1	LAND	59,57,712			6,00,000	53,57,712	-	53,57,712
						-		
	<b>BUILDING RATE 10%</b>					-		
1	BUILDING	19,82,14,181			-	19,82,14,181	1,98,21,418	17,83,92,763
2	BOREWELL	2,631			-	2,631	263	2,368
3	ROAD WORKS	11,68,930			-	11,68,930	1,16,893	10,52,037
	<b>FURNITURE &amp; FIXTURES RATE 10%</b>							
1	DRAWING EQUIPMENT	3,055			-	3,055	306	2,750
2	FURNITURE & FITTINGS	86,60,545	7,64,605	10,25,506	-	1,04,50,656	9,93,790	94,56,866
	<b>PLANT &amp; MACHINERY RATE 15%</b>							
1	AIR CONDITIONER	2,61,963	75,900		-	3,37,863	50,680	2,87,184
2	ATTENDANCE MACHINE	3,394			-	3,394	509	2,885
3	AUTOMATIC CALLING BELL	7,693			-	7,693	1,154	6,539
4	BOOKS & PERIODICALS	59,12,562		2,28,042	-	61,40,604	9,03,987	52,36,616
5	CARS	38,31,648	4,90,047		-	43,21,695	6,48,254	36,73,440
6	CELL PHONE	10,85,481			-	10,85,481	1,62,822	9,22,659
7	CELLULAR TERMINAL	4,20,093			-	4,20,093	63,014	3,57,079
8	ELECTRICAL FITTINGS	18,20,610	2,35,145	7,65,551	-	28,21,306	3,65,780	24,55,526
9	ELECTRONIC EQUIPMENT	1,11,376			-	1,11,376	16,706	94,669
10	ELECTRONIC WEIGHT MACHINE	10,666			-	10,666	1,600	9,066
11	EXIDE BATTERIES	1,24,986			-	1,24,986	18,748	1,06,238
12	FINGER PRINT	1,32,376			-	1,32,376	19,856	1,12,520
13	FLASH IN FIRE	29,126			-	29,126	4,369	24,757
14	FREEZER WATER COOLER	18,62,190	1,17,800	1,17,000	-	20,96,990	3,05,774	17,91,217
15	GENERATOR	320			-	320	48	272
16	INTERCOM	22,13,041			-	22,13,041	3,31,956	18,81,085
17	LAB EQUIPMENTS	5,38,996			-	5,38,996	80,849	4,58,147
18	LAB INSTRUMENTS	42,76,337			-	42,76,337	6,41,450	36,34,886
19	LIFT	4,07,732			-	4,07,732	61,160	3,46,572
20	MACHANICAL LAB EQUIPMENT	1,278			-	1,278	192	1,086
21	MACHINERY	2,990			-	2,990	449	2,542
22	SCIENTIFIC INSTRUMENT	1,22,157			-	1,22,157	18,324	1,03,833
23	SPORTS MATERIALS	12,89,499		1,99,742	-	14,89,241	2,08,405	12,80,835



**MAILAM ENGINEERING COLLEGE**

**SCHEDULE TO ACCOUNTS**

**4 - A . FIXED ASSETS**

24	TELEPHONE	2,68,708			-	2,68,708	40,306	2,28,402
25	TOWER LADDER	58,301			-	58,301	8,745	49,556
26	TV DISH	7,382			-	7,382	1,107	6,275
27	TELEVISION	52,508			-	52,508	7,876	44,632
28	UPS SYSTEMS	19,81,872	4,43,260	4,32,700	-	28,57,832	3,96,222	24,61,610
29	VAN	1,548			-	1,548	232	1,316
30	VEHICLE	1,02,067			-	1,02,067	15,310	86,757
31	WET GRINDER	3,633			-	3,633	545	3,088
32	WORKSHOP EQUIPMENT	41,072			-	41,072	6,161	34,911
33	XEROX	1,97,442		2,54,000	-	4,51,442	48,666	4,02,776
34	ENGINEERING WORKSHOP	10,96,227				10,96,227	1,64,434	9,31,793
35	ELECTRIC SCOOTER	-		73,000		73,000	5,475	67,525
	<b>RATE 60%</b>					-		
1	COMPUTER	3,02,259	62,55,180			65,57,439	39,34,463	26,22,976
2	COMPUTER EQUIPMENTS	8,11,916	32,810	42,848	-	8,87,574	5,19,690	3,67,884
3	COMPUTER SOFTWARE	37,992	2,62,346		-	3,00,338	1,80,203	1,20,135
4	LCD PROJECTOR	3,878	1,65,044	1,61,280	-	3,30,202	1,49,737	1,80,465
5	BAR CODE READER	7			-	7	4	3
	<b>Capital Work in Progress</b>	(7,95,832)		5,48,71,657	-	5,40,75,825	-	5,40,75,825
	<b>and Advances</b>							
	<b>TOTAL</b>	<b>24,26,44,549</b>	<b>88,42,137</b>	<b>5,81,71,326</b>	<b>6,00,000</b>	<b>30,90,58,012</b>	<b>3,03,17,934</b>	<b>27,87,40,078</b>

